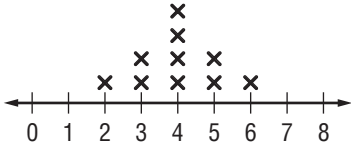


Skills Practice

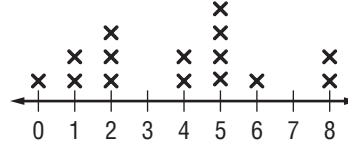
Shape of Data Distributions

For Exercises 1–4, describe the shape of each distribution.

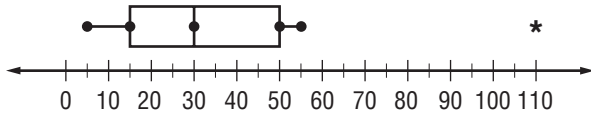
1. Miles Run



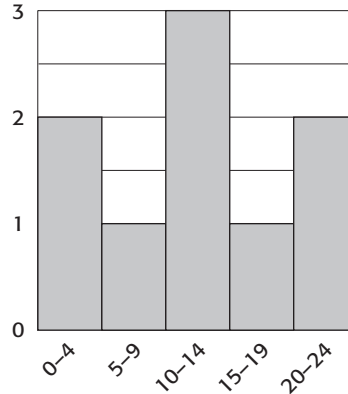
2. Runs Scored



3. Ticket Prices



4. Dollars Pledged



5. Refer to Exercise 1. Choose the appropriate measures to describe the center and spread of the distribution.